

# JOIN THE INDUSTRIAL REVOLUTION CROYDON

A Prime Logistics warehouse in  
South London's Most Strategic Location



**CR2**  
GLi CROYDON

12 Imperial Way, Croydon CRO 4RR  
what3words ///motel.movies.vision

**53,958 SQ FT**  
Available Now

# A SIZEABLE CHANGE

A future-proofed logistics warehouse designed to save energy and operational costs. CR2 will optimise your supply chain and delivers 50% more volume than the standard 8m Croydon unit. It includes the option of a 37,000 sq ft mezzanine expansion that increases floor space to 89,605 sq ft. Maximum rooftop solar PV delivers a £60,000 energy cost savings p.a.\*



50% More Volume



37,000 sq ft Mezzanine Expansion



100% Van Fleet Charging Points



850KVA Power



PV Cost Savings of £60,000 pa



37m Yard Depth

**53,958 SQ FT**  
OPPORTUNITY TO  
EXPAND INTO CR2  
Combined CR1+CR2  
total of 107,001 SQ FT

\*Details available on request



# CROYDON IS CONNECTED

Croydon is a dynamic and well-established industrial and logistics hub. CR2 is ideally located off the Purley Way, easily accessible for a large skilled workforce, well connected by road and rail to London's transport network.

South London's best-connected industrial hub  
– 15 minutes to Central London or Gatwick.

Croydon has direct connections to London Bridge, London Victoria, and international intersections like St Pancras International.

Highly skilled workforce and 1M economically active individuals within 30 minutes commute.

**15 MINUTES TO CENTRAL LONDON**  
by rail

**PURLEY WAY**  
5 minutes drive  
**M25**  
15 minutes drive


**1M HOUSEHOLDS**  
within 40 min drive

**1M PEOPLE**  
within a 30 minute drive

\*Data from Develop Croydon

12 Imperial Way, Croydon CRO 4RR



-  12M CLEAR HEIGHT
-  THREE DOCK LEVEL LOADING DOORS
-  TWO LEVEL ACCESS LOADING DOORS
-  26 CAR PARKING (100% EV)  
8 VAN PARKING (100% EV)
-  850KVA TOTAL POWER
-  50 KN/M<sup>2</sup> FLOOR LOADING

 N NOT TO SCALE  
Indicative only

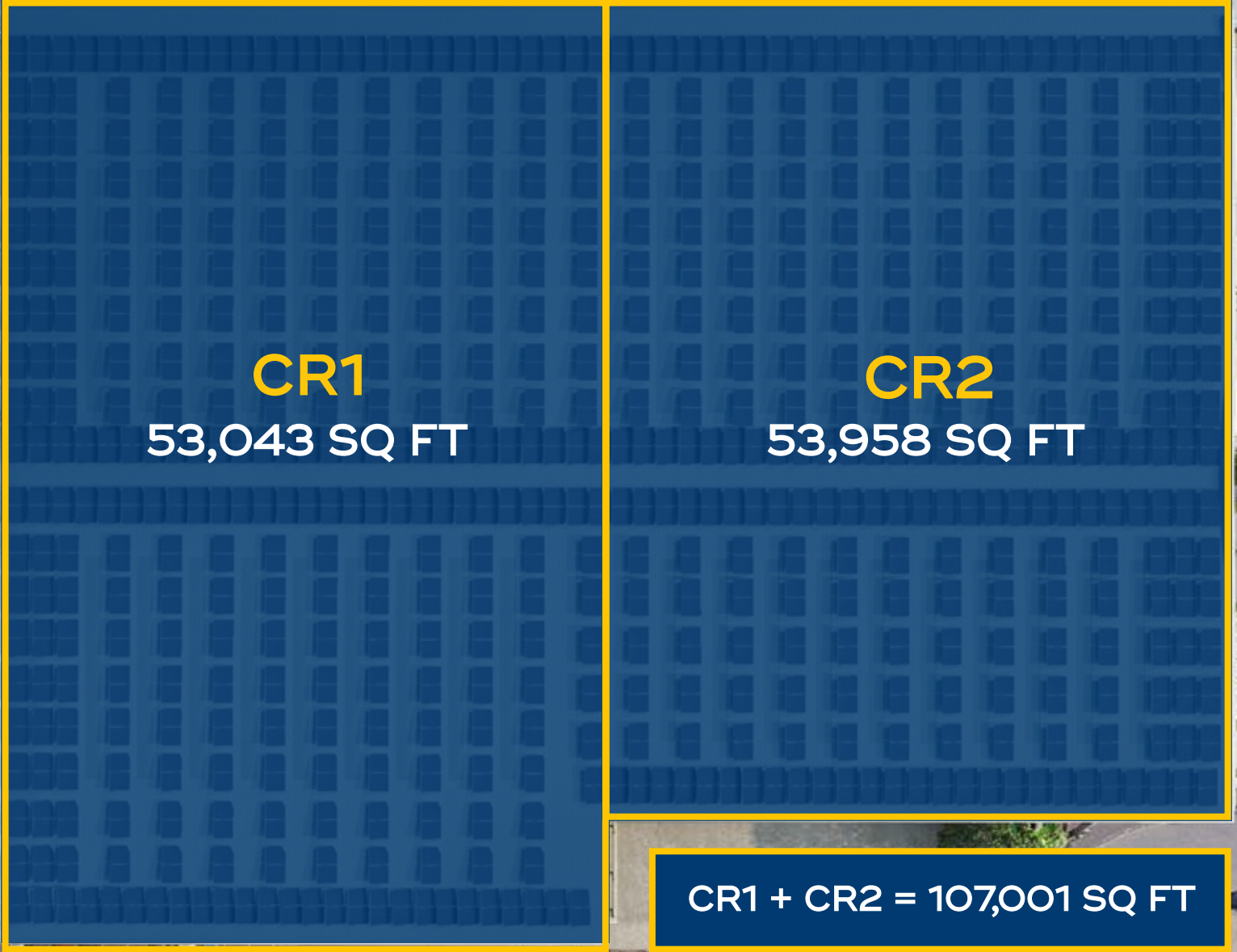
CR2	SQ FT	SQ M
WAREHOUSE	45,186	4,198
OFFICE (INCL. CORE)	8,772	815
<b>TOTAL AREA</b>	<b>53,958</b>	<b>5,013</b>

**OPPORTUNITY TO COMBINE WITH CR1 FOR TOTAL 107,001 SQ FT**  
Available Now

All areas are approximate and calculated on a gross external basis (GEA).

# OPPORTUNITY TO EXPAND

Opportunity to combine units CR1 and CR2 to increase capacity. This will create a total of 107,001 sq ft.



**CR1**  
53,043 SQ FT

**CR2**  
53,958 SQ FT

**CR1 + CR2 = 107,001 SQ FT**

# A SIZEABLE CHANGE

OFFICES

67%  
MORE SPACE

12m  
CLEAR HEIGHT

## BENEFITS OF 12M HEIGHT

- ▶ Option to add up to an additional 37,000 sq ft mezzanine that means 67% more operating space and even greater business flexibility
- ▶ Ideal for the Food Sector
- ▶ Ideal for Logistics and Distribution
- ▶ Ideal for Manufacturing and Engineering

# REVOLUTION IN FLEXIBILITY

## BENEFITS OF 12M HEIGHT

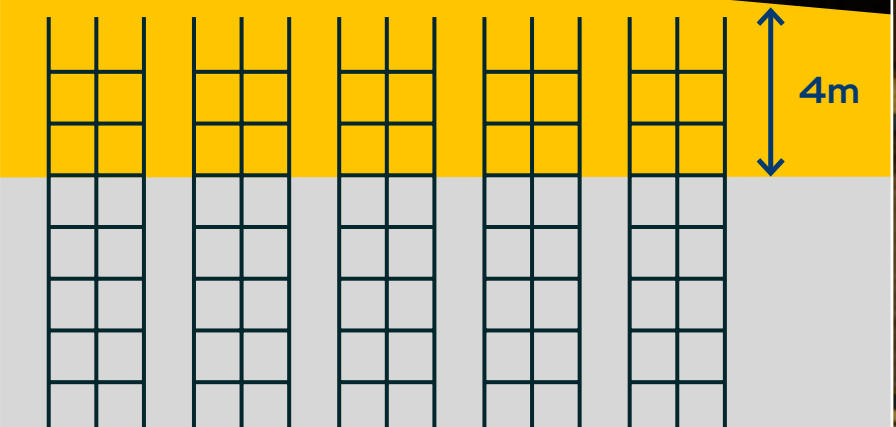
- ▶ 50% more pallets than an 8M warehouse
- ▶ Providing even more flexibility

6,510 Pallet Locations (VNA)

4,986 Pallet Locations (WA)

4M HIGHER THAN A STANDARD 8M CROYDON WAREHOUSE


12M clear height offers 50% more volume than 8M warehouses. That means one more additional tier of pallets.



# DELIVERING A SUSTAINABLE REVOLUTION

CR2's future-proofed, innovative design lowers occupier energy and operational costs. EPC A+ and BREEAM Excellent targets prepare the property for the regulatory impacts of London Zero 30.

- ▶ Supporting Corporate Sustainability Goals
- ▶ Exceeding London Zero 30 Regulatory Requirements
- ▶ Saving Operational Costs with Efficient 100% EV Van Fleet Charging



MAXIMUM CAPACITY  
SOLAR PV




12 BICYCLES STORAGE




RAINWATER  
HARVESTING




GREEN LIVING WALL




LED LIGHTING  
75% LESS ENERGY  
25% MORE DURABILITY



SUB-METERING OF  
ENERGY CONSUMPTION



100% ELECTRIC



NET ZERO CARBON  
STATUS

BREEAM  
EXCELLENT

TARGETED



CARBON NEUTRAL  
BUILD



TARGET EPC A+



BATTERY  
READY

# CROYDON BY ROAD

## DRIVE TIMES (MINS)

M23 24

M25 18

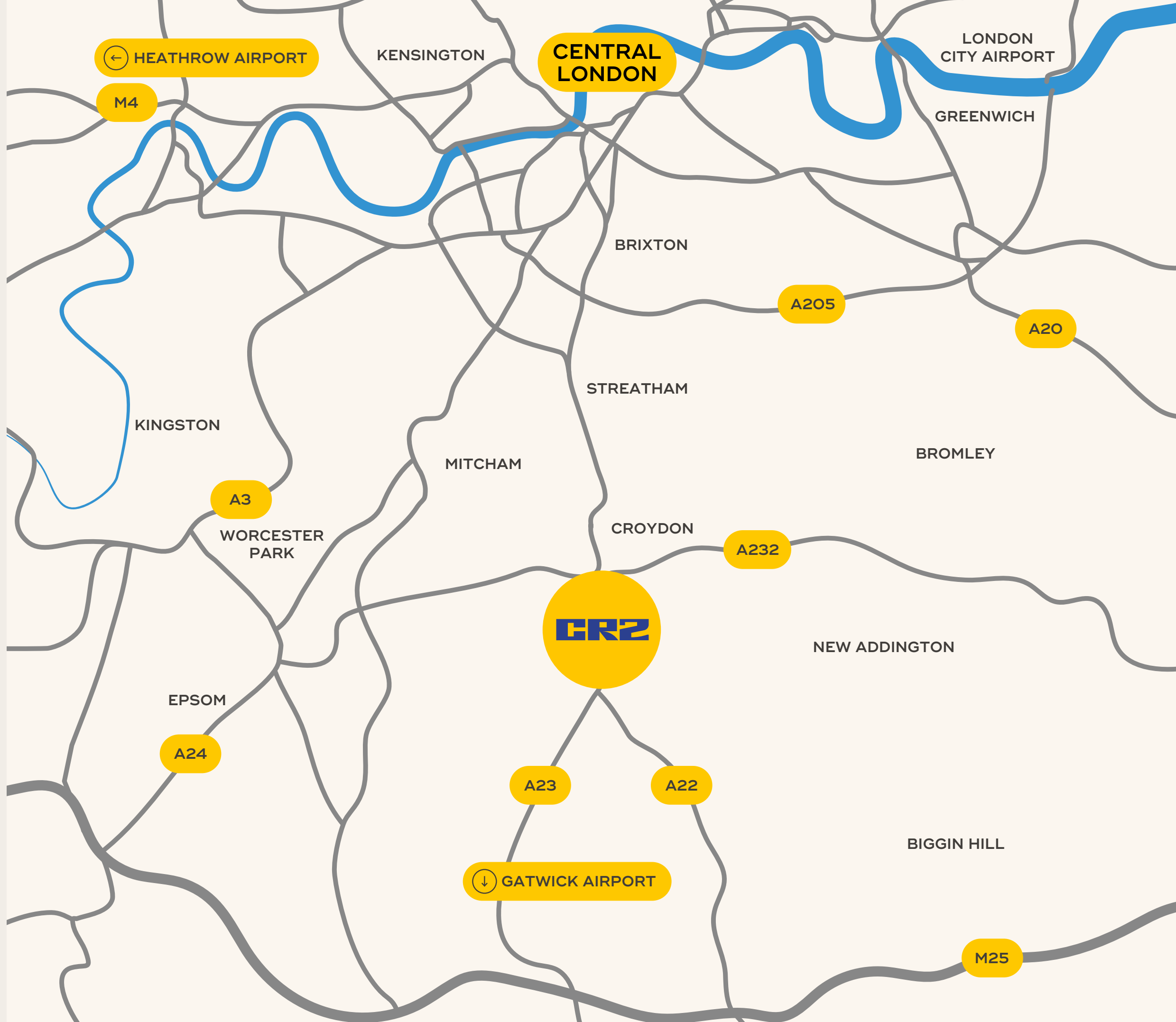
CENTRAL LONDON 50

GATWICK 27

HEATHROW 53

[GOOGLE MAPS](#)

[///MOTEL.MOVIES.VISION](http://MOTEL.MOVIES.VISION)



# JOIN THE CROYDON REVOLUTION

The Croydon industrial area is the industrial and logistics hub for businesses of the future.

It is situated in a prime location for those serving customers in London and the southeast.



INTERNATIONALLY CONNECTED BY AIR



NATIONALLY CONNECTED BY RAIL



NATIONALLY CONNECTED BY ROAD

Average annual income per annum £49,000

750,000 skilled workforce on your doorstep

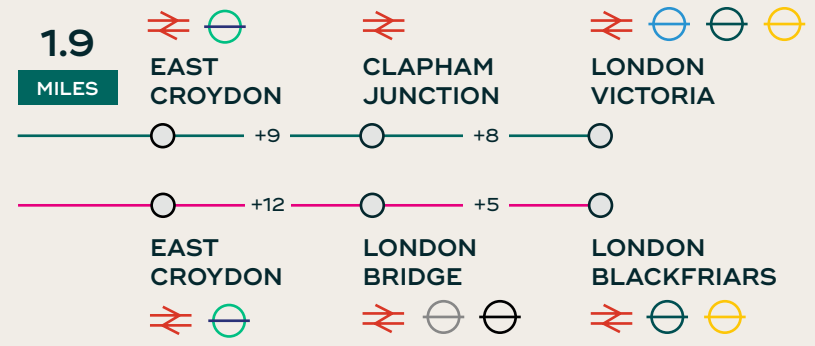
Global occupiers already in Croydon include, Amazon, DHL, Evri, Digital Realty, Oddbox, Peleton and Tropic Skincare



# CROYDON TRANSPORT



## TRAIN



## SOUTHERN



## WINDRUSH LINE



## TRAMLINK



## BUSES



# EMPLOYEE WELLBEING

The best skilled labour force is vital in today's competitive market. CR1 is designed to attract and retain the best employees in London. It offers a state-of-the-art, vibrant workspace:

- ▶ Modern warehouse space alongside interior designed office facilities matching to Central London office standards.
- ▶ Light, comfortable environment for employee wellbeing
- ▶ Cycle storage (including electric bike charging), and employee showers
- ▶ Sustainable, landscaping and EV charge points for private cars

CR1 has been designed with employee wellness in mind.



Natural Light



Comfort Cooling and Heating



Employee Showers



Break out Spaces



Well Design Principles



Bio-diverse Landscaping

# LAST WORD IN LAST MILE

CR2 is part of the extensive and award-winning GLi London platform, a portfolio of next generation warehouses with multiple sites across London within the M25.

Our properties are designed to save occupier energy costs and maximise operating efficiency. Our vision is to regenerate the vital industrial areas serving the London population, creating the best buildings in the best possible locations.

## CBRE

### **MOLLY POWELL**

07880 487 839  
molly.powell@cbre.com

### **CHRIS KNIGHT**

07872 822 528  
chris.knight@cbre.com

### **TOM ERXLEBEN**

07710 966 234  
tom.erxleben@cbre.com



### **ALEX GALE**

07768 500 304  
agale@shw.co.uk

### **RACHEL GOOD**

07740 449 381  
rgood@shw.co.uk



### **WILL IKIN**

07775 728 772  
will@ksp.london

Misrepresentation Act 1967: Greater London Industrial Limited ("GLI") for themselves and for the Vendors or Lessors of this property whose agents they are give notice that: All descriptions, dimensions, reference to condition and necessary permissions for use and occupation, and other details are given without responsibility and any intending purchasers or tenants should not rely on these as statements of representations of fact but must satisfy themselves by inspection or otherwise as to the correctness of each of them. Any services mentioned have not been tested and therefore prospective occupiers should satisfy themselves as to their operation. These particulars are produced in good faith, and set out as a general guide only and do not constitute part of any offer or contract. No person in the employment of Greater London Industrial Limited ("GLI") has any authority to make or give representation or warranty whatever in relation to these properties. 1011715. February 2026.