

JOIN THE CROYDON REVOLUTION

A Prime Logistics warehouse in
South London's Most Strategic Location



GRI
GLi CROYDON

3 Queensway Croydon CRO 4BD
[what3words ///cone.racks.voters](https://www.what3words.com////cone.racks.voters)

52,605 SQ FT
Available Now

A SIZEABLE CHANGE

A future-proofed logistics warehouse designed to save energy and operational costs. CR1 will optimise your supply chain and delivers 50% more volume than the standard 8m Croydon unit. It includes the option of a 37,000 sq ft mezzanine expansion that increases floor space to 89,605 sq ft. Maximum rooftop solar PV delivers a £60,000 energy cost savings p.a.*



50% More Volume



37,000 sq ft Mezzanine Expansion



100% Van Fleet Charging Points



850KVA Power



PV Cost Savings of £60,000 pa



37m Yard Depth

52,605 SQ FT

OPPORTUNITY TO EXPAND INTO CR2

Combined CR1+CR2 total of 107,770 SQ FT

*Details available on request



CROYDON IS CONNECTED

Croydon is a dynamic and well-established industrial and logistics hub. CR1 is ideally located off the Purley Way, easily accessible for a large skilled workforce, well connected by road and rail to London's transport network.

South London's best-connected industrial hub
– 15 minutes to Central London or Gatwick.

Croydon has direct connections to London Bridge, London Victoria, and international intersections like St Pancras International.

Highly skilled workforce and 1m economically active individuals within 30 minutes commute.

15 MINUTES TO CENTRAL LONDON
by rail

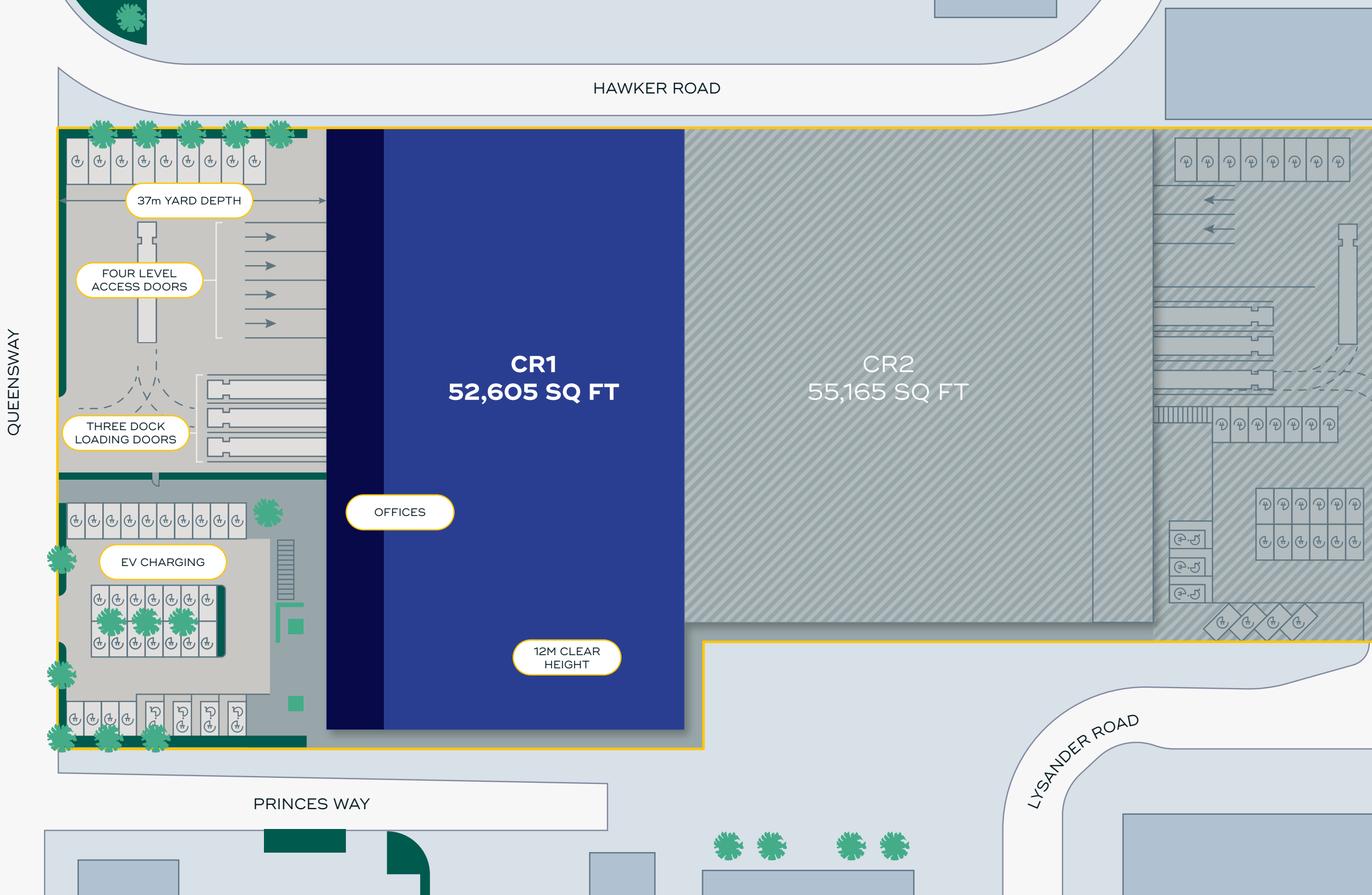
PURLEY WAY
5 minutes drive
M25
15 minutes drive








1M HOUSEHOLDS
within 40 min drive

1M PEOPLE
within a 30 minute drive

*Data from Develop Croydon

3 Queensway Croydon CRO 4BD



-  12M CLEAR HEIGHT
-  THREE DOCK LEVEL LOADING DOORS
-  FOUR LEVEL ACCESS LOADING DOORS
-  32 CAR PARKING (100% EV)
9 VAN PARKING (100% EV)
-  850KVA TOTAL POWER
-  50 KN/M² FLOOR LOADING
-  NOT TO SCALE
Indicative only

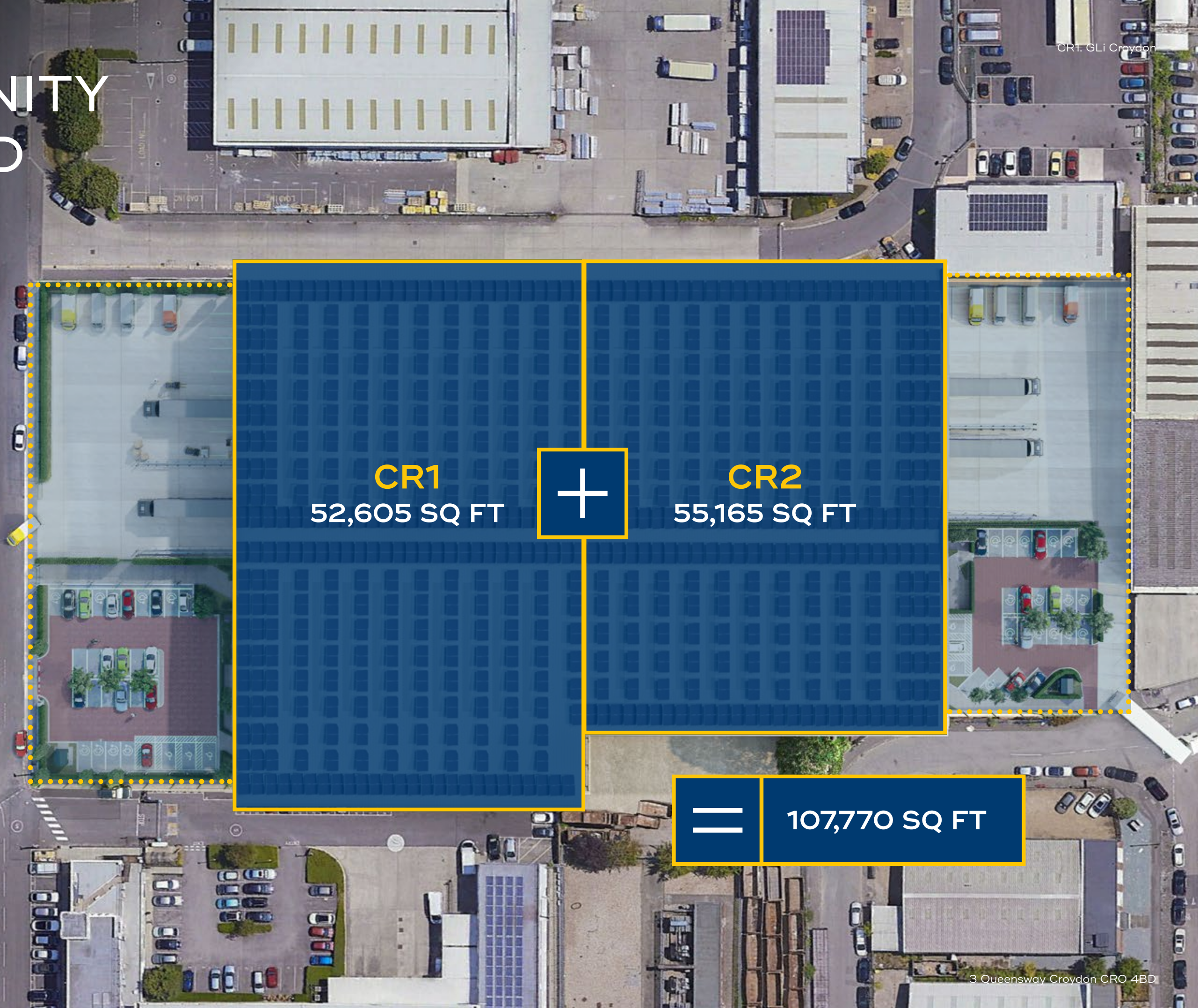
	SQ FT	SQ M
WAREHOUSE	44,995	4,180
OFFICE FIRST FLOOR	5,575	518
OFFICE CORE	2,035	189
TOTAL AREA	52,605	4,887

OPPORTUNITY TO COMBINE WITH CR2 FOR TOTAL 107,770 SQ FT
Available Q1 2025

All areas are approximate and calculated on a gross external basis (GEA).

OPPORTUNITY TO EXPAND

Opportunity to combine units CR1 and CR2 to increase capacity. This will create a total of 107,770 sq ft.



CR1
52,605 SQ FT



CR2
55,165 SQ FT

= 107,770 SQ FT

A SIZEABLE CHANGE

67%
MORE SPACE

OFFICES

12m
CLEAR HEIGHT

BENEFITS OF 12M HEIGHT

- ▶ Option to add up to an additional 37,000 sq ft mezzanine that means 67% more operating space and even greater business flexibility
- ▶ Ideal for the Food Sector
- ▶ Ideal for Logistics and Distribution
- ▶ Ideal for Manufacturing and Engineering

REVOLUTION IN FLEXIBILITY

BENEFITS OF 12M HEIGHT

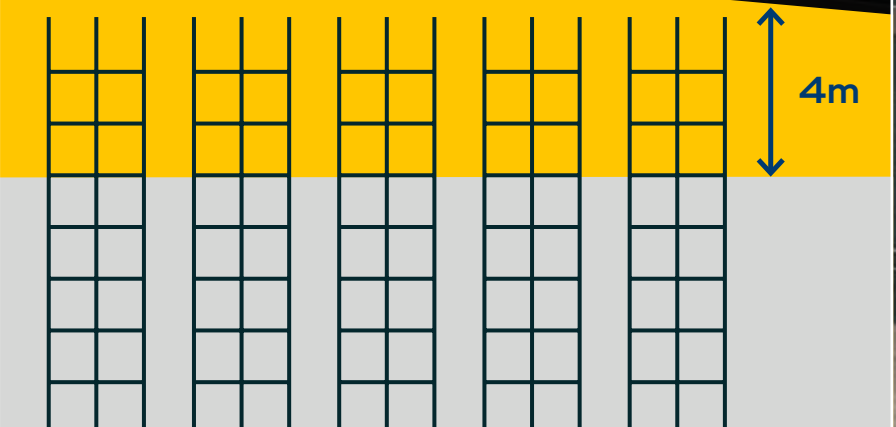
- ▶ 50% more pallets than an 8M warehouse
- ▶ Providing even more flexibility

5,664 Pallet Locations (VNA)

4,080 Pallet Locations (WA)

4M HIGHER THAN A STANDARD 8M CROYDON WAREHOUSE


12M clear height offers 50% more volume than 8M warehouses. That means one more additional tier of pallets.



DELIVERING A SUSTAINABLE REVOLUTION

CR1's future-proofed, innovative design lowers occupier energy and operational costs. EPC A+ and BREEAM Excellent targets prepare the property for the regulatory impacts of London Zero 30.

- ▶ Supporting Corporate Sustainability Goals
- ▶ Exceeding London Zero 30 Regulatory Requirements
- ▶ Saving Operational Costs with Efficient 100% EV Van Fleet Charging



MAXIMUM CAPACITY SOLAR PV




12 BICYCLES STORAGE




RAINWATER HARVESTING




GREEN LIVING WALL




LED LIGHTING
75% LESS ENERGY
25% MORE DURABILITY



SUB-METERING OF ENERGY CONSUMPTION



100% ELECTRIC



NET ZERO CARBON STATUS

BREEAM EXCELLENT
TARGETED



CARBON NEUTRAL BUILD



TARGET EPC A+



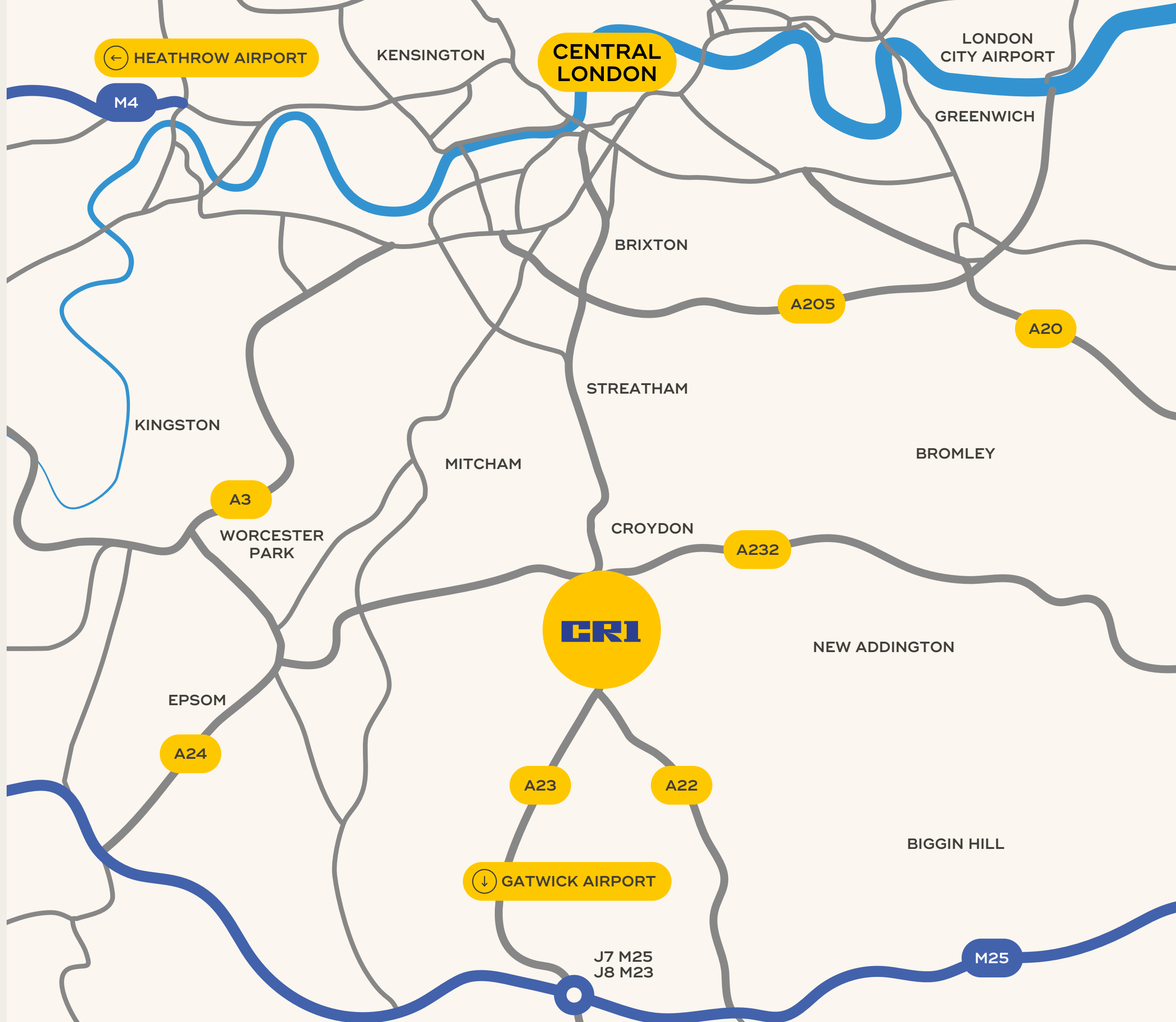
BATTERY READY

CROYDON BY ROAD

DRIVE TIMES (MINS)

M23	24
M25	18
CENTRAL LONDON	50
GATWICK	27
HEATHROW	53

- GOOGLE MAPS
- ///CONE.RACKS.VOTERS



JOIN THE CROYDON REVOLUTION

The Croydon industrial area is the industrial and logistics hub for businesses of the future.

It is situated in a prime location for those serving customers in London and the southeast.

Average annual income per annum £49,000

750,000 skilled workforce on your doorstep

Global occupiers already in Croydon include, Amazon, DHL, Evri, Digital Realty, Oddbox, Peleton and Tropic Skincare



INTERNATIONALLY CONNECTED BY AIR



NATIONALLY CONNECTED BY RAIL



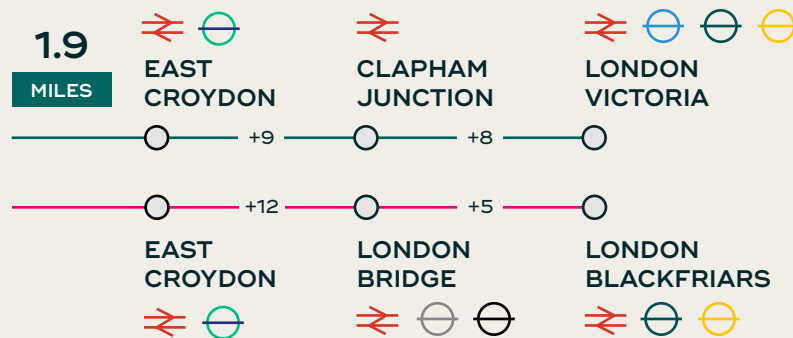
NATIONALLY CONNECTED BY ROAD



CROYDON TRANSPORT



TRAIN



SOUTHERN



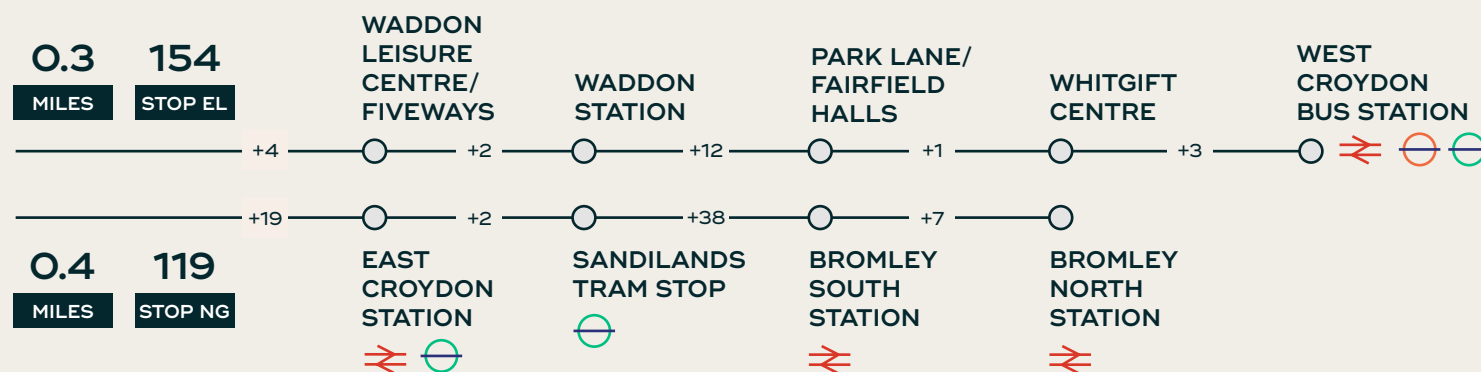
WINDRUSH LINE



TRAMLINK



BUSES



EMPLOYEE WELLBEING

The best skilled labour force is vital in today's competitive market. CR1 is designed to attract and retain the best employees in London. It offers a state-of-the-art, vibrant workspace:

- ▶ Modern warehouse space alongside office facilities with the option to match a Central London office fit out.
- ▶ Light, comfortable environment for employee wellbeing
- ▶ Cycle storage (including electric bike charging), and employee showers
- ▶ Sustainable, landscaping and EV charge points for private cars

CR1 has been designed with employee wellness in mind.



Natural Light



Comfort Cooling and Heating



Employee Showers



Break out Spaces



Well Design Principles



Bio-diverse Landscaping

LAST WORD IN LAST MILE

CR1 is part of the extensive and award-winning GLi London platform, a portfolio of next generation warehouses with multiple sites across London within the M25.

Our properties are designed to save occupier energy costs and maximise operating efficiency. Our vision is to regenerate the vital industrial areas serving the London population, creating the best buildings in the best possible locations.

CBRE

MOLLY POWELL

07880 487 839
molly.powell@cbre.com

RICHARD SETON-CLEMENTS

07710 319 574
richard.setonclements@cbre.com

JOE AHERNE

07501 098 788
joseph.aherne@cbre.com



ALEX GALE

07768 500 304
agale@shw.co.uk

CHARLIE MCKECHNIE

07961 809 344
cmckechnie@shw.co.uk



WILL IKIN

07775 728 772
will@ksp.london

Misrepresentation Act 1967: Greater London Industrial Limited ("GLI") for themselves and for the Vendors or Lessors of this property whose agents they are give notice that: All descriptions, dimensions, reference to condition and necessary permissions for use and occupation, and other details are given without responsibility and any intending purchasers or tenants should not rely on these as statements of representations of fact but must satisfy themselves by inspection or otherwise as to the correctness of each of them. Any services mentioned have not been tested and therefore prospective occupiers should satisfy themselves as to their operation. These particulars are produced in good faith, and set out as a general guide only and do not constitute part of any offer or contract. No person in the employment of Greater London Industrial Limited ("GLI") has any authority to make or give representation or warranty whatever in relation to these properties. SO13665. April 2024