

CR2

**JOIN THE NEXT
INDUSTRIAL
REVOLUTION
CROYDON**

12 Imperial Way, Croydon CRO 4RR

CR2 55,165 SQ FT
Available Q4 2024

AVAILABLE Q4 2024 PRIME SUSTAINABLE URBAN WAREHOUSE



55,165 SQ FT

12 Imperial Way, Croydon CRO 4RR

BREEAM

Target
Excellent



Maximum
PV solar



Battery storage
for resilience



100% Electric

**OPPORTUNITY TO COMBINE
WITH CR1 FOR TOTAL
107,770 SQ FT**

Available Q4 2024

A SIZEABLE CHANGE

CR2 is leading the next industrial revolution in Croydon offering the maximum in sustainability solutions by developing ultra-efficient, 100% electric warehousing.

CR2 is ideally located within the Croydon market, boasting extensive coverage across London and the south by road and rail.

Maximum rooftop PV and battery storage installed as standard can help reduce occupier energy bills by the equivalent of £1.50 per sq ft.*

12m minimum clear height offers exceptional volume, with the opportunity to add a mezzanine floor, making CR2 perfect for companies seeking flexibility and growth.

*contact us for details



Secure serviced yard



55,165 sq ft

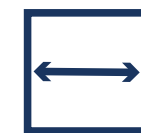
Opportunity to combine with CR1 for total 107,770 sq ft
Available Q4 2024



12m minimum clear height



Total power 850 KVA



37m Yard depth



Floor loading 50KN/M2



Designed for logistics

JOIN THE CROYDON REVOLUTION

The Croydon industrial area is the industrial and logistics hub for businesses of the future. It is situated in a prime location for those serving customers in London and the southeast.

Companies already in Croydon include Digital Realty, DHL, Day Lewis, Evri, PF Whitehead, Oddbox, Peloton and Tropic Skincare.

30 minute drive:*



Population
1.75 million



Households
716,000



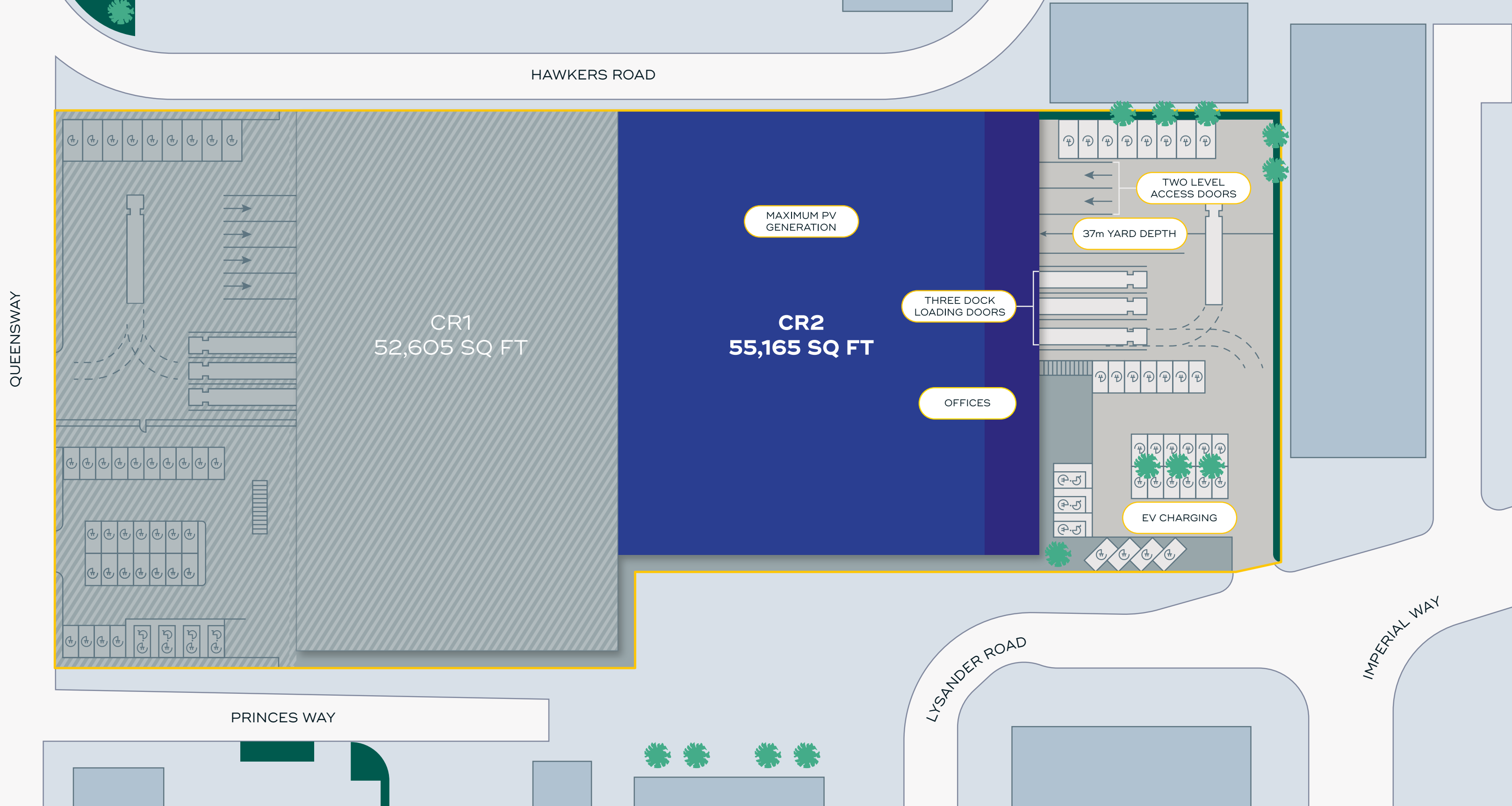
Employees
750,000



Average Annual Income
per annum
49k

*Based on CBRE data






CR2	SQ FT	SQ M
WAREHOUSE	44,995	4,180
OFFICE (INCL. CORE)	10,170	885
TOTAL AREA	55,165	5,124

LEVEL ACCESS DOORS	2	YARD DEPTH	37
DOCK LOADING DOORS	3	CYCLE STORAGE	12
CAR PARKING (100% EV)	26	FLOOR LOADING	50KN/M2
VAN PARKING (100% EV)	8	TOTAL POWER	850KVA

All areas are approximate and calculated on a gross external basis (GEA).

 **NOT TO SCALE**
Indicative only

PALLET LOADING

CR2 has **12m minimum clear height** providing even more flexibility. Racks can rise higher, or occupiers can add mezzanines to add value and floor space.

There is also the opportunity to combine with CR1 for total 107,770 sq ft.



VNA (Very Narrow Aisle)
Maximum count
6,510



WA (Wide Aisle)
Total maximum count
4,986

REVOLUTION IN FLEXIBILITY

CROYDON FUTURE THINKING

A modern location for a modern business. Croydon provides the ideal infrastructure for employers and employees in the 21st Century.

Drive times*

CITY CENTRE	7
MITCHAM	20
BROMLEY	25
GATWICK	25
EPSOM	25
LEATHERHEAD	30
CLAPHAM	40

*Times from Google maps



TRAVEL HIGH SPEED

Times from East Croydon Station



Connections matter. Speed matters. East Croydon Station is 15 minutes from the centre of London with frequent trains to London, Cambridge and the South.

The Purley Way is within minutes of the M25 with easy access to London Gatwick and London Heathrow Airports.

The Croydon tramline also connects the area to Wimbledon and Beckenham, enabling a large pool of employees easy access to the site.



MOTORWAY

High-speed road connection to the UK Motorway network via the M23 (10 miles) and the M25 (16 miles).



AIRPORT

Freight and passengers can take to the skies from Gatwick Airport (18 miles).



RAIL

Excellent rail connectivity from Waddon station (5 mins) and East Croydon station (10 mins)

CBRE**MOLLY POWELL**

07880 487 839

molly.powell@cbre.com

RICHARD SETON-CLEMENTS

07710 319 574

richard.setonclements@cbre.com

RYAN ANDERSON

07833 299 439

ryan.anderson@cbre.com

**ALEX GALE**

07768 500 304

agale@shw.co.uk

CHARLIE MCKECHNIE

07961 809 344

cmckechnie@shw.co.uk



Misrepresentation Act 1967: Greater London Industrial Limited ("GLI") for themselves and for the Vendors or Lessors of this property whose agents they are give notice that: All descriptions, dimensions, reference to condition and necessary permissions for use and occupation, and other details are given without responsibility and any intending purchasers or tenants should not rely on these as statements of representations of fact but must satisfy themselves by inspection or otherwise as to the correctness of each of them. Any services mentioned have not been tested and therefore prospective occupiers should satisfy themselves as to their operation. These particulars are produced in good faith, and set out as a general guide only and do not constitute part of any offer or contract. No person in the employment of Greater London Industrial Limited ("GLI") has any authority to make or give representation or warranty whatever in relation to these properties. 1011715. November 2023.