

JOIN THE INDUSTRIAL REVOLUTION CROYDON

A Prime Logistics warehouse in
South London's Most Strategic Location



CR2
GLi CROYDON

12 Imperial Way, Croydon CRO 4RR
what3words ///motel.movies.vision

55,165 SQ FT
Available Q4 2024

A SIZEABLE CHANGE

A future-proofed logistics warehouse designed to save energy and operational costs. CR2 will optimise your supply chain and delivers 50% more volume than the standard 8m Croydon unit. It includes the option of a 37,000 sq ft mezzanine expansion that increases floor space to 89,605 sq ft. Maximum rooftop solar PV delivers a £60,000 energy cost savings p.a.*



50% More Volume



37,000 sq ft Mezzanine Expansion



100% Van Fleet Charging Points



850KVA Power



PV Cost Savings of £60,000 pa



37m Yard Depth

55,165 SQ FT
OPPORTUNITY TO
EXPAND INTO CR2
Combined CR1+CR2
total of 107,770 SQ FT

*Details available on request



CROYDON IS CONNECTED

Croydon is a dynamic and well-established industrial and logistics hub. CR2 is ideally located off the Purley Way, easily accessible for a large skilled workforce, well connected by road and rail to London's transport network.

South London's best-connected industrial hub
– 15 minutes to Central London or Gatwick.

Croydon has direct connections to London Bridge, London Victoria, and international intersections like St Pancras International.

Highly skilled workforce and 1M economically active individuals within 30 minutes commute.

15 MINUTES TO CENTRAL LONDON
by rail

PURLEY WAY
5 minutes drive
M25
15 minutes drive

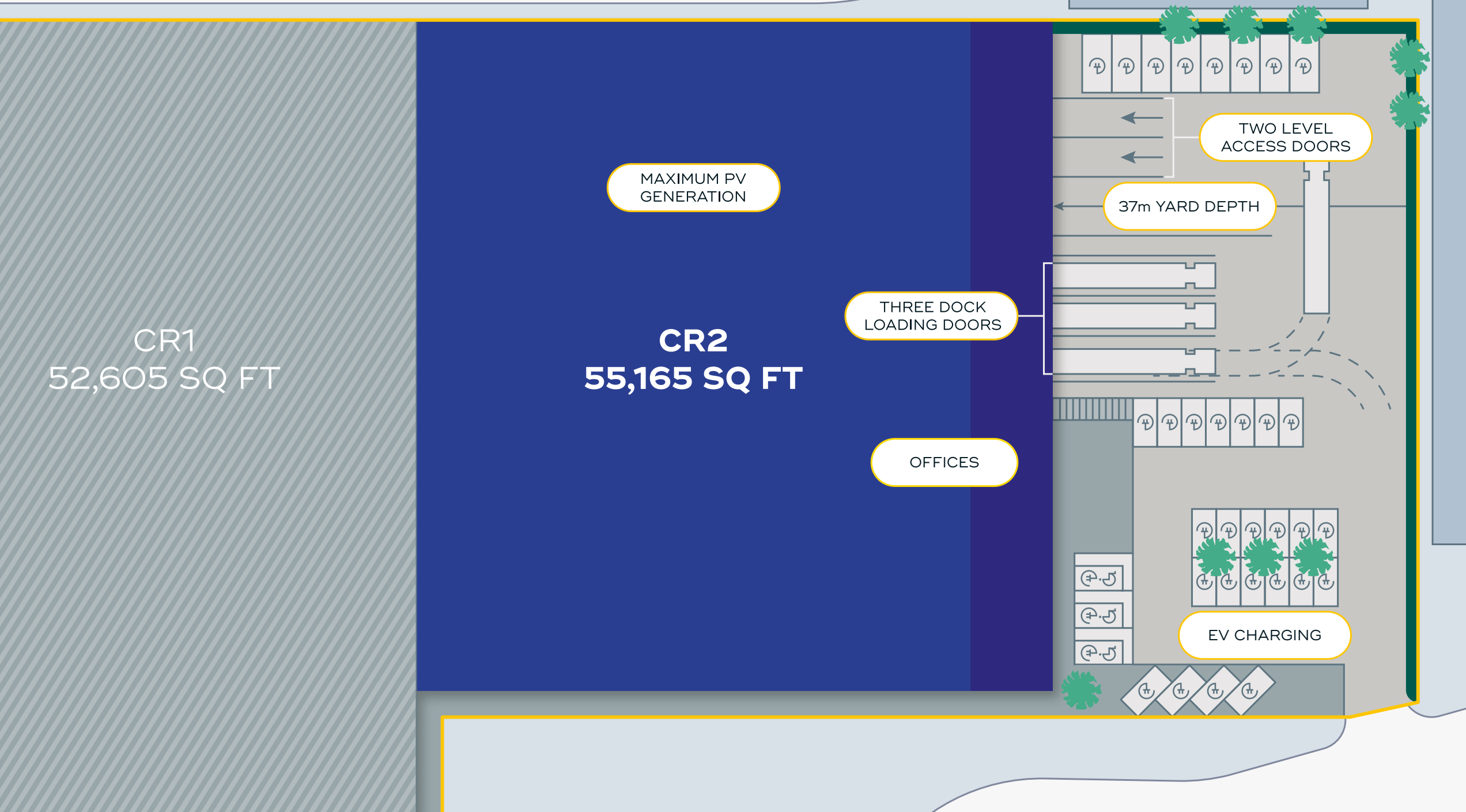
1M HOUSEHOLDS
within 40 min drive


1M PEOPLE
within a 30 minute drive


*Data from Develop Croydon


12 Imperial Way, Croydon CRO 4RR


HAWKERS ROAD





- 
12M
CLEAR HEIGHT


- 
THREE DOCK LEVEL
LOADING DOORS

- 
TWO LEVEL ACCESS LOAD-
ING DOORS

- 
26 CAR PARKING (100% EV)
8 VAN PARKING (100% EV)

- 
850KVA
TOTAL POWER

- 
50 KN/M²
FLOOR LOADING

- 
NOT TO SCALE
Indicative only

CR1
52,605 SQ FT

CR2
55,165 SQ FT

CR2	SQ FT	SQ M
WAREHOUSE	44,995	4,180
OFFICE (INCL. CORE)	10,170	885
TOTAL AREA	55,165	5,124

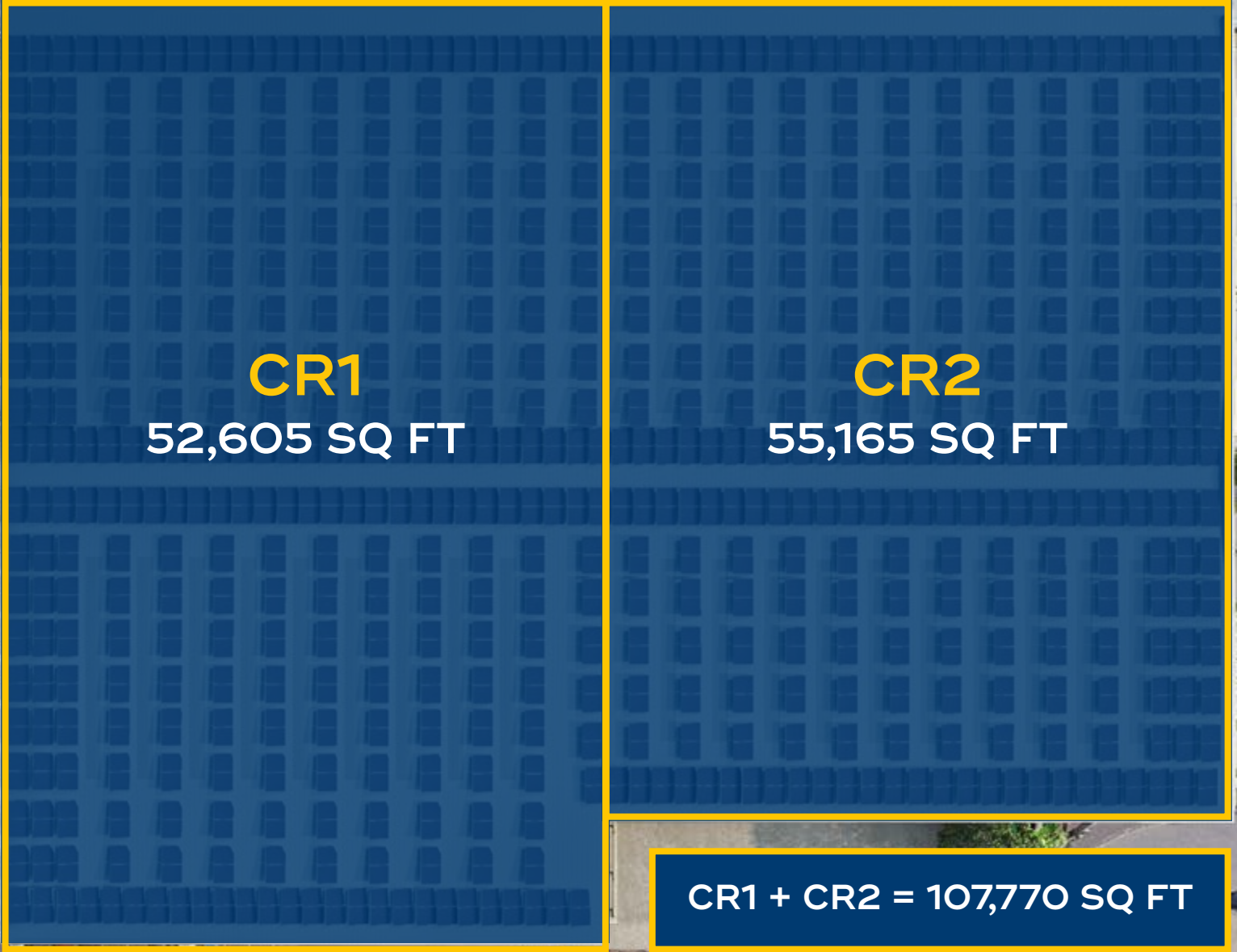
**OPPORTUNITY TO COMBINE WITH
CR1 FOR TOTAL 107,770 SQ FT**

Available Q1 2025

All areas are approximate and calculated on a gross external basis (GEA).

OPPORTUNITY TO EXPAND

Opportunity to combine units CR1 and CR2 to increase capacity. This will create a total of 107,770 sq ft.



A SIZEABLE CHANGE

OFFICES

67%
MORE SPACE

12m
CLEAR HEIGHT

BENEFITS OF 12M HEIGHT

- ▶ Option to add up to an additional **37,000 sq ft** mezzanine that means **67%** more operating space and even greater business flexibility
- ▶ Ideal for the Food Sector
- ▶ Ideal for Logistics and Distribution
- ▶ Ideal for Manufacturing and Engineering

REVOLUTION IN FLEXIBILITY

BENEFITS OF 12M HEIGHT

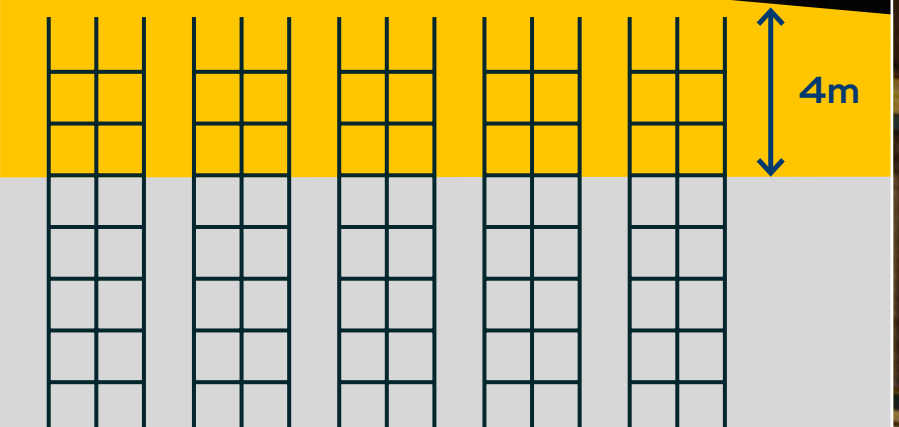
- ▶ 50% more pallets than an 8M warehouse
- ▶ Providing even more flexibility

6,510 Pallet Locations (VNA)

4,986 Pallet Locations (WA)

4M HIGHER THAN A STANDARD 8M CROYDON WAREHOUSE


12M clear height offers 50% more volume than 8M warehouses. That means one more additional tier of pallets.



DELIVERING A SUSTAINABLE REVOLUTION

CR2's future-proofed, innovative design lowers occupier energy and operational costs. EPC A+ and BREEAM Excellent targets prepare the property for the regulatory impacts of London Zero 30.

- ▶ Supporting Corporate Sustainability Goals
- ▶ Exceeding London Zero 30 Regulatory Requirements
- ▶ Saving Operational Costs with Efficient 100% EV Van Fleet Charging



MAXIMUM CAPACITY
SOLAR PV




12 BICYCLES STORAGE




RAINWATER
HARVESTING




GREEN LIVING WALL



LED LIGHTING
75% LESS ENERGY
25% MORE DURABILITY



SUB-METERING OF
ENERGY CONSUMPTION



100% ELECTRIC



NET ZERO CARBON
STATUS

BREEAM
EXCELLENT

TARGETED



CARBON NEUTRAL
BUILD



TARGET EPC A+



BATTERY
READY

CROYDON BY ROAD

DRIVE TIMES (MINS)

M23 24

M25 18

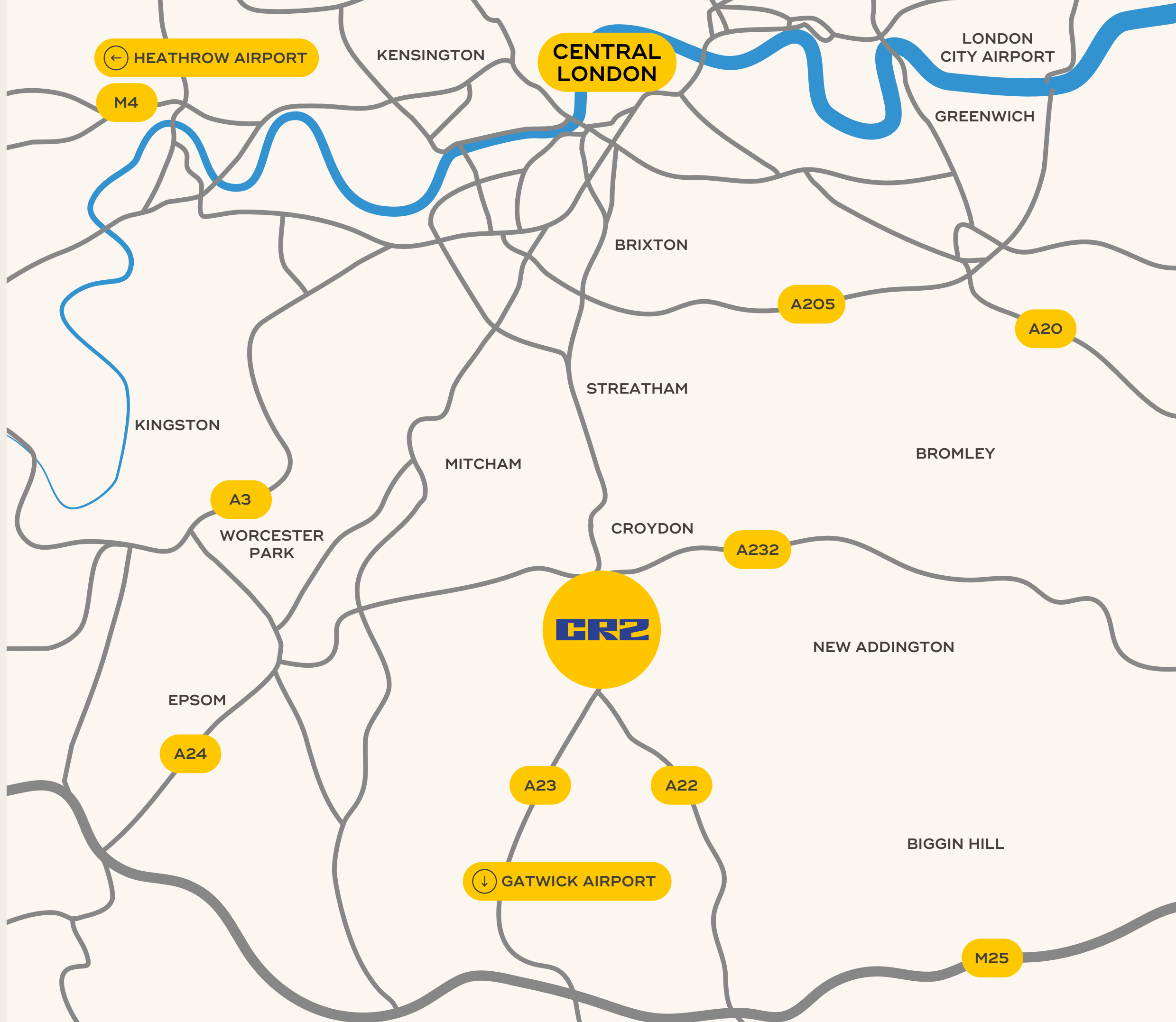
CENTRAL LONDON 50

GATWICK 27

HEATHROW 53

[GOOGLE MAPS](#)

[///MOTEL.MOVIES.VISION](http://MOTEL.MOVIES.VISION)



JOIN THE CROYDON REVOLUTION

The Croydon industrial area is the industrial and logistics hub for businesses of the future.

It is situated in a prime location for those serving customers in London and the southeast.

Average annual income per annum £49,000

750,000 skilled workforce on your doorstep

Global occupiers already in Croydon include, Amazon, DHL, Evri, Digital Realty, Oddbox, Peleton and Tropic Skincare



INTERNATIONALLY CONNECTED BY AIR



NATIONALLY CONNECTED BY RAIL



NATIONALLY CONNECTED BY ROAD

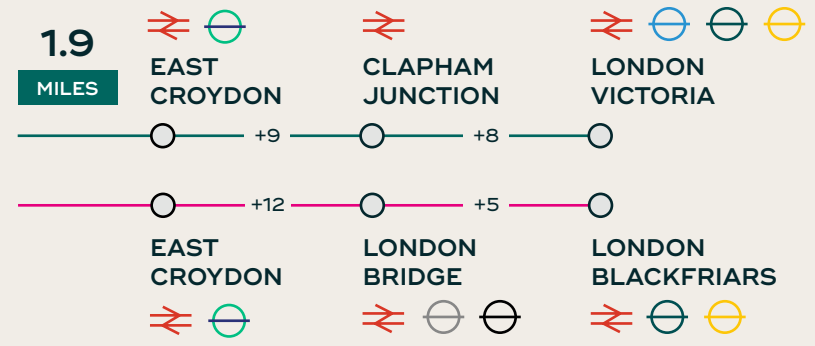


31 Abbey Road, London, NW10 7SJ

CROYDON TRANSPORT



TRAIN



SOUTHERN



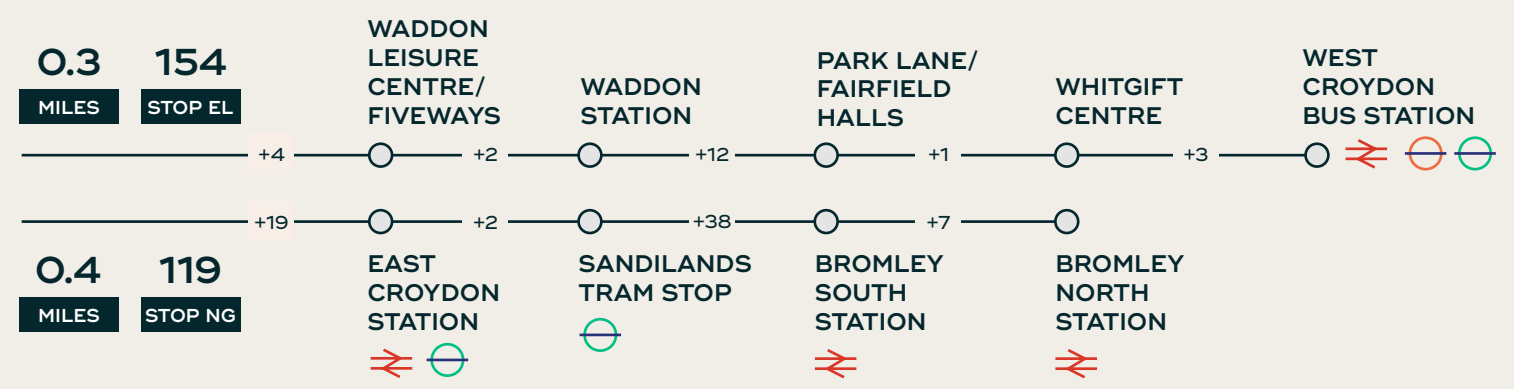
WINDRUSH LINE



TRAMLINK



BUSES



EMPLOYEE WELLBEING

The best skilled labour force is vital in today's competitive market. CR1 is designed to attract and retain the best employees in London. It offers a state-of-the-art, vibrant workspace:

- ▶ Modern warehouse space alongside interior designed office facilities matching to Central London office standards.
- ▶ Light, comfortable environment for employee wellbeing
- ▶ Cycle storage (including electric bike charging), and employee showers
- ▶ Sustainable, landscaping and EV charge points for private cars

CR1 has been designed with employee wellness in mind.



Natural Light



Comfort Cooling and Heating



Employee Showers



Break out Spaces



Well Design Principles



Bio-diverse Landscaping

LAST WORD IN LAST MILE

CR2 is part of the extensive and award-winning GLi London platform, a portfolio of next generation warehouses with multiple sites across London within the M25.

Our properties are designed to save occupier energy costs and maximise operating efficiency. Our vision is to regenerate the vital industrial areas serving the London population, creating the best buildings in the best possible locations.

CBRE

MOLLY POWELL

07880 487 839
molly.powell@cbre.com

RICHARD SETON-CLEMENTS

07710 319 574
richard.setonclements@cbre.com

JOE AHERNE

07501 098 788
joseph.aherne@cbre.com



ALEX GALE

07768 500 304
agale@shw.co.uk

CHARLIE MCKECHNIE

07961 809 344
cmckechnie@shw.co.uk



WILL IKIN

07775 728 772
will@ksp.london

Misrepresentation Act 1967: Greater London Industrial Limited ("GLI") for themselves and for the Vendors or Lessors of this property whose agents they are give notice that: All descriptions, dimensions, reference to condition and necessary permissions for use and occupation, and other details are given without responsibility and any intending purchasers or tenants should not rely on these as statements of representations of fact but must satisfy themselves by inspection or otherwise as to the correctness of each of them. Any services mentioned have not been tested and therefore prospective occupiers should satisfy themselves as to their operation. These particulars are produced in good faith, and set out as a general guide only and do not constitute part of any offer or contract. No person in the employment of Greater London Industrial Limited ("GLI") has any authority to make or give representation or warranty whatever in relation to these properties. 1011715. March 2024.